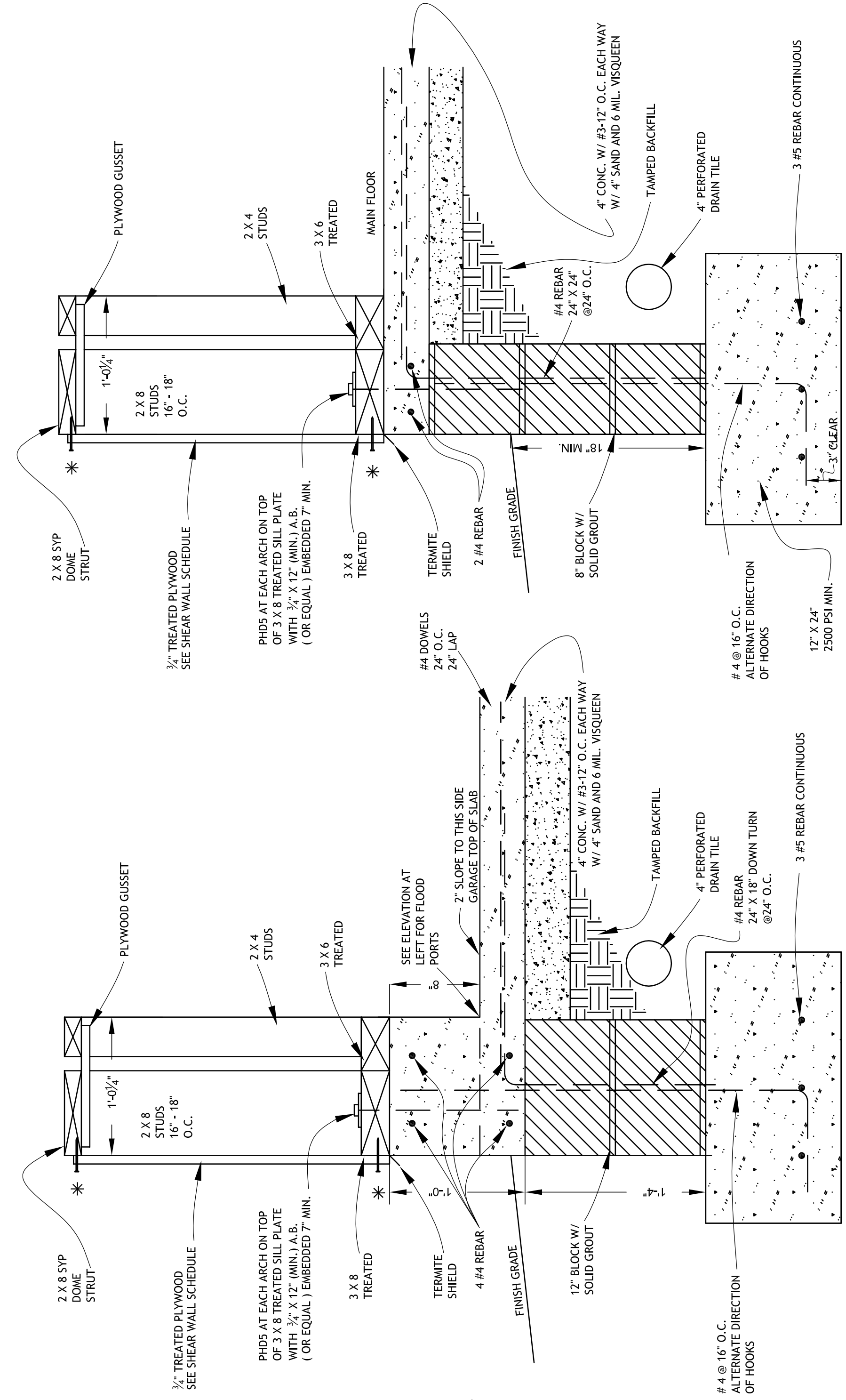
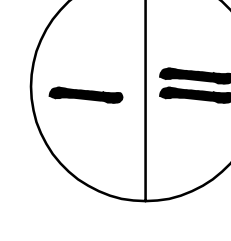
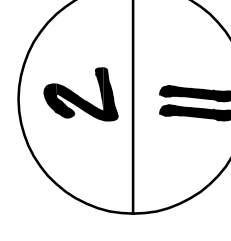
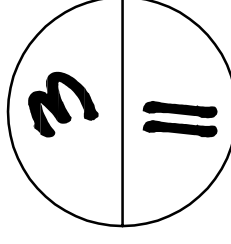


* BOUNDARY ATTACHMENT - 3\"/>

"L" RISER WALL @ GARAGE



Jun 16, 2008 - 11:57am
 L:\AutoCAD\Clients\Bingham\floor plan.dwg

MODEL 2800 MID PROFILE
 60 DIAMETER

DETAILS

SCALE 1 1/2" = 1'-0"

JOY & KIRK BINGHAM
 410 ARTIST AVE.
 ENGLEWOOD, FL

DESIGN & INFORMATION © 2008 BY
NATURAL SPACES DOMES
 97955 BRIDGE RD. NORTH BRANCH, MN 55056 651-674-4292 + 800-799-7107
 WWW.NATURALSPACESDOMES.COM

BY	DATE	BY	DATE
NJH	11/8/07		
NJH	2/29/08		
BJC	4/07/08		
BJC	4/14/08		
BJC	4/23/08		
BJC	5/02/08		

SHEET
11
 11/8/07